




SPRINT® GEO




Make a statement at your next outing with the Sprint® Geo recreational shelter. This fun geometric print will make you the life of the party and let you easily find your shelter in the crowd. This shelter is both lightweight and portable.

TOP OPTIONS



Aqua
w/ White Frame



Coral
w/ White Frame



Midnight
w/ White Frame

RECOMMENDED USES

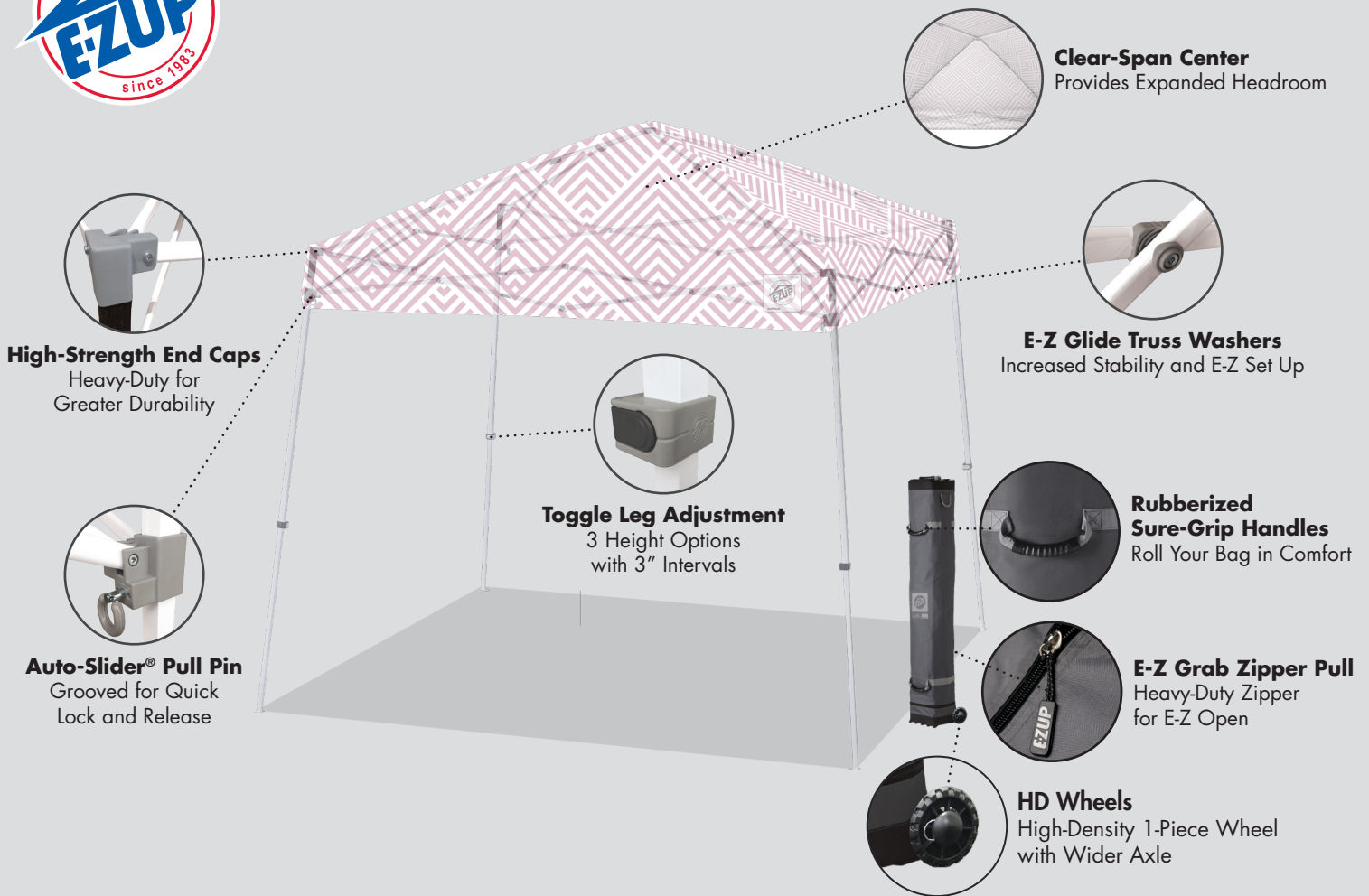
- Backyard BBQs
- Outdoor Events
- Tailgating
- Fairs and Festivals

OPTIONAL ACCESSORIES

- Weight Bags
- Heavy-Duty Stake Kit
- Sidewalls and Half Walls
- Event Lights



TECHNOLOGY



SPECIFICATIONS

SIZE*	10' x 10' (3 m x 3 m)	SHADED AREA	64 sq ft (5.9 sq m)
FRAME	Powder-Coated Steel	MAXIMUM PEAK HEIGHT	9' (2.7 m)
TOP FABRIC	Recreational-Grade Fabric	MAXIMUM HEADROOM	8' 11" (2.7 m)
ITEM WEIGHT	30 lbs. (14 kg)	MAXIMUM VALANCE CLEARANCE HEIGHT	6' 6" (2 m)
BOX DIMENSIONS	55" L x 8" W x 7" H (1.4 m x 20 cm x 18 cm)	WARRANTY	1 Year
SHIPPING WEIGHT	35 lbs. (16 kg)	FIRE CERTIFICATION	Meets the CPAI-84 Fire-Resistance Requirement

*Measurement is Taken from Base of Shelter Leg to Leg

E-Z AS...

1



2



3



SPRINT
GEO

International E-Z UP, Inc.
1900 Second Street
Norco, California 92860
(951) 279-0999 • FAX (800) 810-8775

TO ORDER:
(800) 723-3574

ezup.com